

Qubic™

PARKER BROTHERS 3-D TIC TAC TOE GAME

FOR 2 TO 6 PLAYERS AGES 8 TO ADULT

RULES

OBJECT OF GAME

The object of this game is to place four discs in a straight line, horizontally or diagonally on any one level as in figure one, or vertically or diagonally by placing one disc on each of four levels as in figures two and three. The first player to accomplish any of the above patterns is the winner.

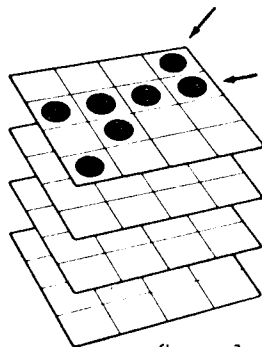


figure 1

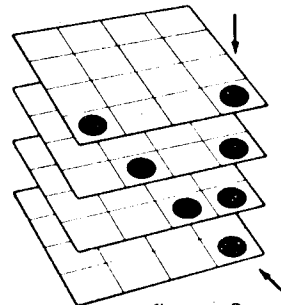


figure 2

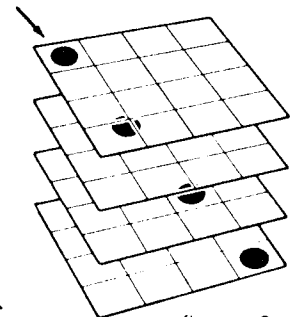


figure 3

PLAYING THE GAME

The players decide who plays first. When two or three play, each uses different colored markers. Players in turn place one marker on any empty square. Play continues until one player shows that he has a straight line of four markers and thus wins the game.

When four play, players sitting on opposite sides of the structure are partners. Only two colors of markers are used, one for each set of partners. Play is in rotation, partners working together to make a straight line of four. Partners may not talk about or signal strategy after the game has begun. When six play, play as three sets of partners and use three colors of markers.

Markers are placed on empty spaces only. When a player lifts his finger from a marker, that marker must remain where it has been placed.

When there are three players and a player finds that both of the other players have three markers in a straight line, he must block the first line formed by three pieces, if asked to do so by one of the other players.

STRATEGY

- Always block a straight line of three markers.
- Plan ahead. Keep new straight lines forming in different directions.
- Lines forming in the middle of the structure are less easily detected.
- The more you play, the more your own individual strategy will improve.

ASSEMBLING THE GAME

You will notice that the playing surfaces or levels are numbered 1, 2, 3 and 4.

Place level one over the posts so that it rests at the bottom with the small end of the posts pointed upward. Now take levels 2 and 3 and place them, in that order, over the two posts. Level 4 can then be placed on top of the posts to complete the structure.

We will be glad to answer inquiries concerning these rules. Parker Brothers, Box 900, Salem, Mass. 01970.

